


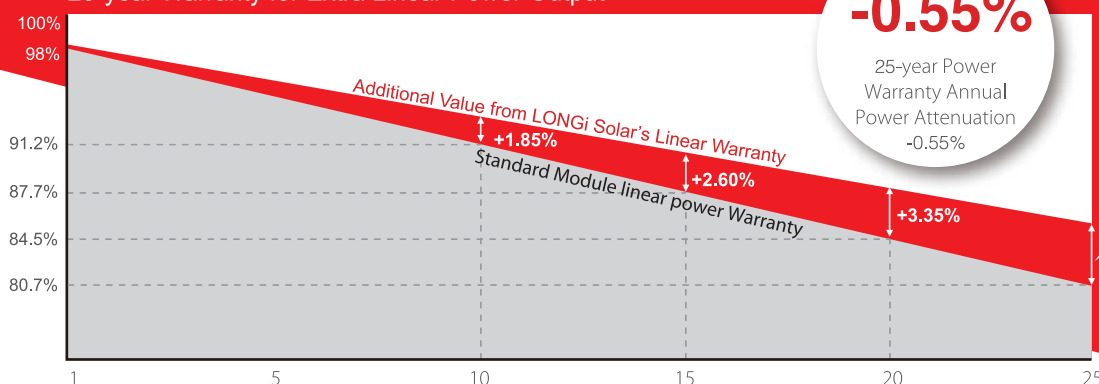
# LR6-60OPH 340~360M

Hi-MOX



**High Efficiency Low LID Mono PERC with OVERLAP Technology to Deliver Superior Power with Aesthetic Appearance**

12-year Warranty for Materials and Processing;  
25-year Warranty for Extra Linear Power Output



**-0.55%**

25-year Power  
Warranty Annual  
Power Attenuation  
-0.55%

**+4.10%**

## Complete System and Product Certifications

IEC 61215, IEC 61730

ISO 9001:2008: ISO Quality Management System

ISO 14001: 2004: ISO Environment Management System

TS62941: Guideline for module design qualification and type approval

OHSAS 18001: 2007 Occupational Health and Safety



\* Specifications subject to technical changes and tests.  
LONGi Solar reserves the right of interpretation.

**Positive power tolerance** (0 ~ +5W) guaranteed

**High module conversion efficiency** (up to 20.6%)

**Slower power degradation** enabled by Low LID Mono PERC technology: first year <2%,  
0.55% year 2-25

**Better energy yield** with excellent low irradiance performance and temperature coefficient

**Solid PID resistance** ensured by solar cell process optimization and careful module BOM selection

**Robust frame** (35mm) withstands mechanical loading of 5400Pa for snow load on front  
and 2400Pa for wind load on rear side

# LONGi

Address: Level 8 / 124 Walker Street North Sydney NSW 2060 Australia

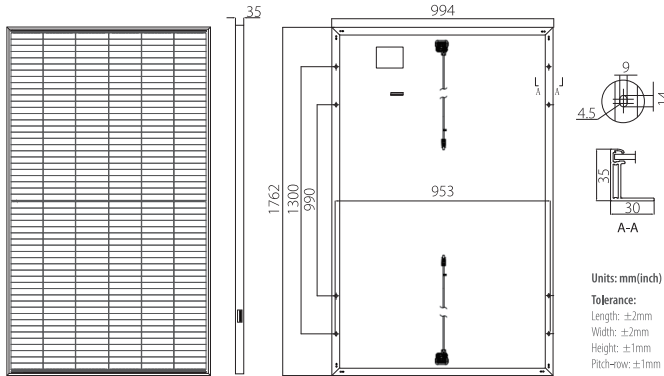
Tel: +61 2 8484 5806 E-mail: [info@longi-solar.com.au](mailto:info@longi-solar.com.au) Website: [www.long-solar.com.au](http://www.long-solar.com.au)

Note: Due to continuous technical innovation, R&D and improvement, technical data above mentioned may be of modification accordingly. LONGi have the sole right to make such modification at anytime without further notice; Demanding party shall request for the latest datasheet for such as contract need, and make it a consisting and binding part of lawful documentation duly signed by both parties.

20200428V11\_AU

# LR6-60OPH 340~360M

## Design (mm)



## Mechanical Parameters

Cell Orientation: 6 parallels & 2 series  
 Junction Box: IP67, two diodes  
 Output Cable: 4mm<sup>2</sup>, positive pole 1200mm,  
 negative pole 1200mm  
 Connector: Staubli EVO2  
 Glass: Single glass  
 3.2mm coated tempered glass  
 Frame: Anodized aluminum alloy frame  
 Weight: 19.0kg  
 Dimension: 1762×994×35mm  
 Packaging: 30pcs per pallet  
 180pcs per 20'GP  
 780pcs per 40'HC

## Operating Parameters

Operational Temperature: -40 °C ~ +85 °C  
 Power Output Tolerance: 0 ~ +5 W  
 Voc and Isc Tolerance:  $\pm 3\%$   
 Maximum System Voltage: DC1500V (IEC)  
 Maximum Series Fuse Rating: 20A  
 Nominal Operating Cell Temperature: 45 $\pm 2$  °C  
 Safety Protection Class: Class II

## Electrical Characteristics

Test uncertainty for Pmax:  $\pm 3\%$

Model Number	LR6-60OPH-340M		LR6-60OPH-345M		LR6-60OPH-350M		LR6-60OPH-355M		LR6-60OPH-360M	
Testing Condition	STC	NOCT	STC	NOCT	STC	NOCT	STC	NOCT	STC	NOCT
Maximum Power (Pmax/W)	340	251.9	345	255.6	350	259.3	355	263.0	360	266.7
Open Circuit Voltage (Voc/V)	38.1	35.6	38.3	35.7	38.5	35.9	38.7	36.1	38.9	36.3
Short Circuit Current (Isc/A)	11.62	9.37	11.72	9.45	11.81	9.52	11.91	9.60	11.99	9.67
Voltage at Maximum Power (Vmp/V)	31.4	29.0	31.6	29.2	31.8	29.4	32.0	29.6	32.2	29.7
Current at Maximum Power (Imp/A)	10.83	8.68	10.92	8.76	11.01	8.83	11.10	8.90	11.18	8.97
Module Efficiency(%)	19.4		19.7		20.0		20.3		20.6	

STC (Standard Testing Conditions): Irradiance 1000W/m<sup>2</sup>, Cell Temperature 25 °C, Spectra at AM1.5

NOCT (Nominal Operating Cell Temperature): Irradiance 800W/m<sup>2</sup>, Ambient Temperature 20 °C, Spectra at AM1.5, Wind at 1m/s

## Temperature Ratings (STC)

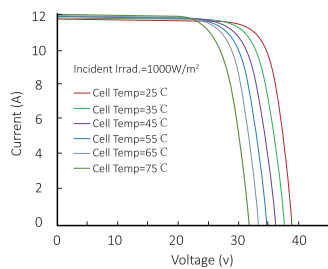
Temperature Coefficient of Isc: +0.057%/°C  
 Temperature Coefficient of Voc: -0.286%/°C  
 Temperature Coefficient of Pmax: -0.370%/°C

## Mechanical Loading

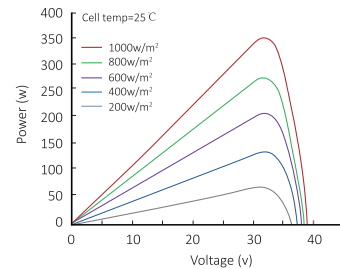
Front Side Maximum Static Loading: 5400Pa  
 Rear Side Maximum Static Loading: 2400Pa  
 Hailstone Test: 25mm Hailstone at the speed of 23m/s

## I-V Curve

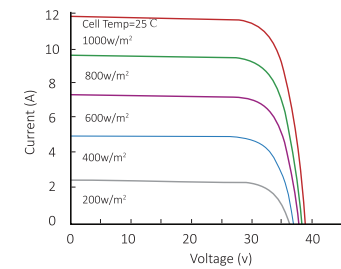
Current-Voltage Curve (LR6-60OPH-350M)



Power-Voltage Curve (LR6-60OPH-350M)



Current-Voltage Curve (LR6-60OPH-350M)



**LONGi**

Address: Level 8 / 124 Walker Street North Sydney NSW 2060 Australia  
 Tel: +61 2 8484 5806 E-mail: [info@longi-solar.com.au](mailto:info@longi-solar.com.au) Website: [www.long-solar.com.au](http://www.long-solar.com.au)

Note: Due to continuous technical innovation, R&D and improvement, technical data above mentioned may be of modification accordingly. LONGi have the sole right to make such modification at anytime without further notice; Demanding party shall request for the latest datasheet for such as contract need, and make it a consisting and binding part of lawful documentation duly signed by both parties.