

WL-520GU

125M Broad Range EZ Wireless Router

- EZConfig
- EZQoS
- EZPrint_Share



Feature

- **EZConfig**
EZSetup - Press & Click to create Wi-Fi Protected safety network
Windows Connect Now (WCN) - Perfectly works with Windows Vista Wireless LAN Setup.
- **EZQoS**
Bandwidth-On-Demand (BOD) - To prioritize your needs for internet bandwidth, simply click on the application, such as voice or gaming.
- **EZPrint_Share**
Plug-N-Share - Plug USB printers into WL-520GU, and share to everyone.

WL-520GU

125M Broad Range EZ Wireless Router

EZConfig - EZSetup and WCN let any user setup secure Wi-Fi network within minutes



EZSetup - Press & Click to create Wi-Fi Protected safety network



Windows Connect Now (WCN) - Perfectly works with Windows Vista Wireless LAN Setup.

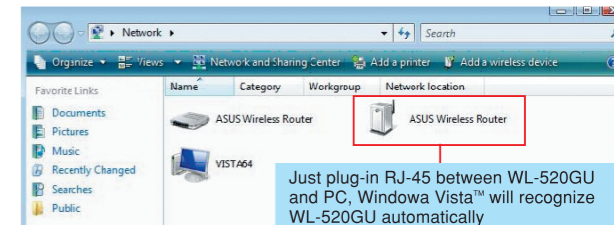


Step 1: Push the Button
Push the EZSetup button on the back of the wireless router.



Step 2: Install Wizard Utility
Install the ASUS EZSetup Wizard utility and double click the EZSetup button in the utility.

30 seconds later, the wireless LAN setting is finished.

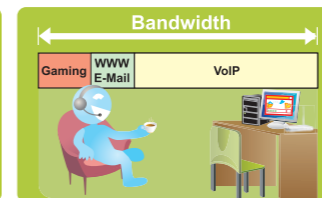
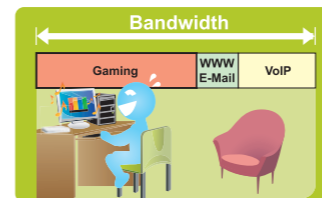


Just plug-in RJ-45 between WL-520GU and PC, Windows Vista™ will recognize WL-520GU automatically

EZQoS - Powerful and easily-operating BOD streamlines your Gaming/Audio/Video experience



Bandwidth-On-Demand (BOD) - To prioritize your needs for internet bandwidth, simply click on the application, such as voice or gaming.



EZPrint_Share - Built-In Printer Server let all users share a printer wirelessly



Plug-N-Share - Plug USB printers into WL-520GU, and share to everyone.

- Share printer for multiple users with no need to buy printer server
- Support major brands such as Canon, HP, Epson, and so on



One Printer → Multiple Printing Wirelessly

Hardware

Network Standard	IEEE 802.11b · IEEE 802.11g · IEEE 802.3 · IEEE802.3x · IEEE 802.3u · IEEE 802.1x · IEEE 802.11i · IPv4 · IPv6 · CSMA/CA · CSMA/CD · ICMP
Wi-Fi Enhancement	<ul style="list-style-type: none"> ■ BroadRange™ delivers 300% more signal coverage than standard 802.11g ■ 125 High Speed Mode(HSM) technology enables 135% transfer speed compared to standard 11g product
Operating Frequency	2.4G ~ 2.5GHz
Data Rate	802.11g: 6, 9, 12, 18, 24, 36, 48, 54Mbps 802.11b: 1, 2, 5.5, 11Mbps
Operation Channel	11 for N. America, 14 Japan, 13 Europe (ETSI)
Ethernet Port	WAN x 1, LAN x 4 RJ45 for 10/100 BaseT
Antenna	Support Antenna Diversity, 1 internal antenna on board, 1 external detachable antenna
USB Port	1 x USB2.0 for printer sharing
EZSetup Button	Automatically SSID and WEP or WPA configuration
LED	Power x 1, AIR x 1, WAN x 1, LAN x 4
Security	64/128-bit WEP, WPA, WPA2, WPA-TKIP/AES, WPA-PSK, WPA-ENT, Radius with 802.1x
Authentication	MAC address, 802.1x
Firewall & Access Control	NAT Firewall, SPI (Stateful Package Inspection) Firewall, WAN ping control, Single Port and Port Range filter, URL based filter, MAC Address filter
VPN Support	IPSec Pass-Through, PPTP Pass-Through, L2TP Pass-Through
Quality of Service	<ul style="list-style-type: none"> ■ EZQoS - BOD™ (Bandwidth-On-Demand) ■ WMM (Wi-Fi multimedia)
Network Management	Support UPnP, DHCP, DNS Proxy, NTP Client, DDNS, Port Trigger, Virtual Server, Virtual DMZ, VPN Pass-Through, WDS
Utilities	<ul style="list-style-type: none"> ■ Device Discovery: Discover WL520GU in network and help user to invoke Web Configuration page ■ Firmware Restoration: Restore firmware while system enters rescue mode ■ EZSetup: Help you to setup wireless and Internet connection easily All PC utilities support Microsoft XP, 2000, Vista